

BEIJING ORIENTAL YUHONG WATERPROOF TECHNOLOGY CO., LTD.



2016

002271

) (

"


"

31	882,686,848	10	2016	12
	0			1.50

..... 1

..... 1

			002271
	BEIJING ORIENTAL YUHONG WATERPROOF TECHNOLOGY CO., LTD.		
	ORIENTAL YUHONG		
	2		
	101309		
	4		
	100123		
	www.yuhong.com.cn		





”

”



/	1.22	0.89	37.08%	0.75
/	1.20	0.89	34.83%	0.74
	23.17%	19.61%	3.56%	25.59%
	2016	2015		2014
	8,856,548,542.40	6,084,059,679.83	45.57%	5,141,218,866.06
	4,974,514,336.93	4,066,410,574.51	22.33%	3,417,539,186.26



	2016	2015	2014	
	20,362,504.91	-5,669,905.57	-392,605.94	
	62,914,553.44	114,248,377.70	27,399,092.00	

”

”

DAW SE

199

DAW SE

"

"

"

"

"

"

1

2



1

"

"

" "

" " " "

"

"

" 2016

500

"

" 2016

"

2016

2

2009 11

"

"

"

"

Lehigh University

PITA FY16

Asphalt Technology LLC

The University of Alabama

Ben Franklin

TechVenture

3

6

“ ”

7



2016

					227	111
	89		27	79	28	47
4		2	PCT			
1						
2016						
1				7,000,232,779.37		31.98%
2				4,015,769,842.35		27.81%
3				840,323,959.75		28.68%
					824,614,520.22	
	38.56%					
46,363,984.98				71.30%		
4				317,040,550.69		26.16%
5					590,415,049.41	
40.14%						
				-489,296,832.79		17.75%
440.67%						
	15.02%					
				829,803,839.78		700.41%
191.67 %						69.81%



2

1

	2016		2015		
	7,000,232,779.37	100%	5,303,990,441.76	100%	31.98%
	5,583,592,372.69	79.76%	4,050,814,242.39		



	3,684,465,611.31	1,931,307,788.96	47.58%	37.04%	28.27%	3.58%
	1,899,126,761.38	1,027,832,354.10	45.88%	39.42%	36.78%	1.05%
	956,025,765.70	681,949,946.13	28.67%	14.00%	18.59%	-2.76%
	6,977,045,215.66	4,002,730,840.22	42.63%	31.91%	27.75%	1.87%

1

3

			2016	2015	
			274,972,644.44	185,411,241.57	48.30%
			276,368,080.7	183,993,536.6	50.21%
			6,873,508.69	5,478,072.43	25.47%

30%

2017

2016

31.98%

48.3%

4

5

		2016		2015		
		2,683,779,648.43	90.69%	2,043,818,275.89	90.55%	31.31%



2016

		52,515,627.25	1.77%	41,263,198.08	1.83%	27.27%
		137,896,708.93	4.66%	106,023,952.29	4.70%	30.06%
		183,638,002.10	26.93%	145,168,672.96	25.24%	26.50%
		410,227,347.18	60.16%	356,654,390.95	62.02%	15.02%
		59,201,446.92	8.68%	49,974,518.10	8.69%	18.46%
		28,883,149.93	4.24%	23,268,079.64	4.05%	24.13%
		236,259,415.87	84.26%	238,341,025.05	83.76%	-0.87%
		22,683,820.01	8.09%	23,817,029.37	8.37%	-4.76%
		21,450,089.38	7.65%	22,394,267.76	7.87%	



(America) Developments Ltd.

7

8





	2016	2015	
	262	257	1.95%
	4.82%	6.14%	-1.32%
	317,040,550.69	251,308,059.11	26.16%
	4.53%	4.74%	-0.21%
	0.00	0.00	0.00%
	0.00%	0.00%	0.00%

5

	2016	2015	
	8,083,379,085.80	5,939,781,819.26	36.09%
	7,492,964,036.39		



-489,296,832.79

17.75%

440.67%

15.02%

829,803,839.78

700.41%

191.67 %

69.81%



2016

			641,89											
	--	--	6,500.0	--	--	--	--	--	--	0.00	-19,777,9			
			0								34.38			

()		(1)		(2)	(3) (2)/(1)				



2016

				“		2,000	”
		“	2.4	”		14,586	
			11.66%				
						25,415.97	2014
	8	11	4,000		4		



		(1)								
2.4	2,000	14,586	14,586	0	0.00%	2017 31	12	0		
	--	14,586	14,586	0	--	--	--	0	--	
()			2016 10 19							2,000
()			” “ 2.4 “ ”							”
()			14,586 11.66%							
()										

1

2

--	--	--	--	--	--	--	--	--	--



KELVIC			
INVESTMENT	2016		
(HK)	11	42,488.	
LIMITED	30	66	-250.57
D			100%

137,972,121.98	134,031,712.87	512,367,367.09	127,282,521.91
		&	C=.

2

3

4

2014-2020

2020

60%

45%

2020

20%

2030

80%

2016

14

2016 -2018

303

“

”

“

”

[2016]71

10

30%

3

“

”

20

1

2014

2

3

4

5

1

"

"

"

"

2016

"

"



2017

2

3

CRM OA SAP

4

2017

5

"

"

6

2016 12

2017

7

2017



1

2016

ù

3

MDI SBS

4

5

1





--	--	--	--

2014 4 9

2013

< >

2014—2016

"

www.cninfo.com.cn

3

1 2014

2014	12	31	416,326,636	10
2.00			83,265,327.20	
10	10		416,326,636	

2 2015

2016	3	31	830,693,439		
9,976,091			820,717,348	10	1.00
			82,071,734.80		

3 2016

2016	12	31	882,686,848	10
1.50			132,403,027.20	

2016	132,403,027.20	1,028,709,692.11	12.87%	0.00	0.00%
2015	82,071,734.80	729,715,166.83	11.25%	0.00	0.00%
2014	83,069,343.90	576,550,564.08	14.41%	0.00	0.00%

10							0
10							1.50
10							0
							882,686,848
							132,403,027.20
							243,590,566.53
							100.00%
							20
			2016				1,028,709,692.11
	-76,137,420.42						10%
0.00			401,315,757.50		2015		81,587,770.55
			243,590,566.53				
	2016						
	2016	12	31	882,686,848		10	1.50
				132,403,027.20			
			2013			3	—
					2014	—	—2016

--	--	--	--	--	--	--

				2014 08 18		

				2015 07 09	2015 7 9 2016 1 8	

			2015 7 9 2016 1 8			
			2015 7 10	2015 07 09	2015 7 9 2016 1 8	
			1000			
		1				
		2		2016 11 01		

			3			
			4			
			5			

” ”

2016 22

2016 5 1

“

” ”5 1





4 2013 8 19



69.8 139.6
2014

12.80 / 6.40 /

8 2015 7 14

11 7

	2014	2015	2016	2017
345.5990	128.0527	179.2182	35.4166	2.9116

12 2016 8 18

276

677.35

2013

677.35

2016 9 8

2013

2015

58

103.45

2016 11 7

	2013	2014	2015	2016	2017
11687.54	2841.06				



				1,112					8.24 /
2			2016	7	1				
									2016 7
27									
				6,500					
83,069.34				7.82%			6,414.1		98.68%
85.9									1,112
				1.32%					
									1,263
									8.24 /
3	2016	8	12						2016



39143.96

2016 -2020

		2016	2017	2018	2019	2020



	2016 12 01	www.cninfo.com.cn
2016	2016 12 23	www.cninfo.com.cn

1

1

2

3

10%

10%

2

1



2015	03	2016	01	20	
	18	10,000			6,918.9

3

1

2

4

1

2

2016

2017 4 21

www.cninfo.com.cn



1

2016 1 12

2016 4 15

9 0 0

"

5000

10

2016 5

2

2016 2 24

2016 3 17

9 0 0

5

2016 4

3

2016 9 12

11.8



2016 10 19

12 0 0

10,000

”

” 2016 9

4

2016 11 1

10

15

5

10

1

2016 3 17

9 0 0

11,500

500

12,000

10,000

2016 4

2

199

27,100

13,850

51.11%

199

13,250

48.89%

2016

4

22

9

0

0

3

DAW SE

2016

12

2

DAW SE

DAW ASIA LIMITED

DAW ASIA

CAPAROL

Beteiligungs-GmbH

DAW SE

DAW ASIA

2016

12

14

12

0

0

18,000

DAW ASIA LIMITED

18,000

DAW ASIA 90%

DAW ASIA

4

30,000

10,000

40,000

100%

2016

5

19

9

0

0

5

4,500



100% 2016 5 19 500 5,000 9 0

0

10 1.92



2016 04 01

www.cninfo.com.cn



1

	267,702,486	32.23%	53,149,909	0	0	-663,870	52,486,039	320,188,525	36.27%
1	0	0.00%	0	0	0	0	0	0	0.00%
2	0	0.00%	0	0	0	0	0	0	0.00%
3	267,702,486	32.23%	53,149,909	0	0	-663,870	52,486,039	320,188,525	36.27%
		0.00%	0						



14

27.7

4

12.2

276

677.35

58

103.45

2

6312.6

53,149,909

9,976,091

3

4

75%

2016 6 30

2016 8 12

2016

2016 8

25

2016

2016 9

29

1197

6312.6

		4					
	12.2						
2016	8	18					
		276		677.35			
	2013						
2013							
	2015		58				
		103.45					
1	2016	9	29				
1197		6312.6	1178	53,149,909			
		6.40%	53,149,909	2016	9	29	
2							
			115.65		2016	11	7
		830,693,439		882,686,848			

2

	198,385,728	3,000,000	0	195,385,728		2016
	40,093,326	0	0	40,093,326		
	8,713,288	0	0	8,713,288	8,425,288 288,000	

3,510,550

1,885,048

909,498



			22		2		
		1.45%	12,769,100		0	12,769,100	
		1.31%	11,573,718	-44,000	8,713,288	2,860,430	
		1.13%	10,000,000	-522 re088			

10	

10

10

10

10

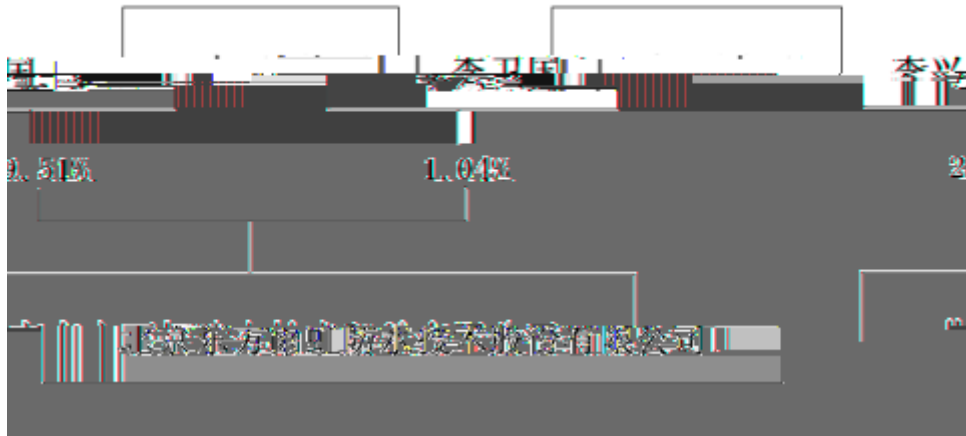
2

	<p>1965</p> <p>1989</p> <p>1993 1995</p> <p>1998</p> <p>2005</p>	<p>1992</p> <p>1995</p> <p>2003 7</p> <p>2012</p>
	22.03%	603588

3

	1965	

	1989 1993 1995 1998	1992 1995 2003 7 2012
10	22.03%	603588



4 **10%**

5



					2016	2019						
				52	05	26	05	25	260,514,3			
									04			



2016

1965

1989 1992 1993 1995

1995 1998

2003 7

2005 2012

1966

1998

2002 2009 2007 10

2011

1964

1988 1998

” ” 1998 2001

2001

1973 EMBA

1995 1998

1998 2000 2000

2003 2009 2009

1971

1993

2008

2008 2009 2009 10

1977 1998

2004 2004 8

1973 1998

1971 1992 2001

2001 2006

2006 8

1957 1983 1988 1989

1994 1995 2007

2007

1955 1990 2002 2002 2010

1963 1981 1986

1986 1992 1992

2011

,



1957 1980

1993 1993 2009

GD/TC83

2 3

1963 2000 2004

1993 2000

2004 2005 2005

2006 2007

1940

3

”

”

”

”

”

”

”

”

1973

1973



			2006 05 26		
			2016 09 27	2019 09 26	
			2011 07 19		
			2002 08 01		
			2015 12 14		
			2011 03 20		
			2011 10 18		
			2011 09 23		
			2016 09 27	2019 09 26	

8 /


			52		85.14	
			51		48.39	
			53		181.71	
			52		0	



2016

			57		85.14	
			37		71.03	
			37		37.33	
	--	--	--	--	1,559.04	--

				/					/	
		0	0	0	0	532,000	244,000	0	0	288,000
		0	0	0	0		125,000			



3

4

1

2

6

3

4

12

4

19

5

3

1

11

6

7

8

1

2

3

4

5

1

2015		0.36%	2016 05 16	2016 05 17	www.cninfo.com.cn)
2016		0.40%	2016 05 26	2016 05 27	www.cninfo.com.cn)
2016		3.47%	2016 08 12	2016 08 13	www.cninfo.com.cn)

2016

1

	19	19	0	0	0	
	19	19	0	0	0	
	19	19	0	0	0	
	13	13	0	0	0	

2016	2016 3 14	1	2
2016	2016 4 12		
2016	2016 4 11	1	2016 2
2016	2016 5 31	3	
2016	2016 5 13	1	2
2016	2016 8 8	1	
2016	2016 10 8	1	2 3 4
2016	2016 11 11	1	2 3 4 5
2016	2016 11 14		
2016	2016		

2013 2016

"

"

"

"

1**2**

	2017 04 21
	(http://www.cninfo.com.cn)
	100.00%



1

2016 12 31

	1,611,155,281.10	624,214,968.32
	368,145,411.76	368,953,305.60
	2,883,103,322.95	2,082,081,140.56
	132,053,144.27	70,341,530.59
	303,460,923.17	120,651,947.51
	712,354,916.16	636,284,084.70
	44,346,959.36	41,385,162.18
	6,054,619,958.77	3,943,912,139.46
	47,689,805.00	33,000,000.00



	3,807,200,310.32	1,951,920,458.45
	2,763,039.46	3,843,039.46
	60,079,015.41	59,868,250.04
	62,842,054.87	63,711,289.50
	3,870,042,365.19	2,015,631,747.95
	882,686,848.00	830,693,439.00

	4,986,506,177.21	4,068,427,931.88
	8,856,548,542.40	6,084,059,679.83

2

	61,920,927.81	50,055,136.85
	1,291,699.27	2,364,442.42
	61,534,586.86	29,055,173.21
	20,400,000.00	11,953,764.87
	2,513,192,404.15	1,806,048,495.81
	6,868,042,673.93	5,266,913,214.26
	728,203,988.71	458,946,816.27
		27,600.00
	282,558,000.00	88,264,296.11
	794,481,297.91	1,157,884,494.16
	325,147,264.49	407,354,521.39
	14,377,636.49	13,113,153.84
	7,101,903.13	30,775,286.41
	1,148,402.57	79

	5,372,000.08	8,058,000.04
	5,372,000.08	8,058,000.04
	4,388,409,249.26	

1.		
2.		
3.		
4.		
5.	-162,400.18	
6.		
	1,026,160,305.25	728,814,633.89
	1,028,547,291.93	729,715,166.83
	-2,386,986.68	-900,532.94

“ ”	-2,253,779.11	-2,363,506.00
“ ”	-119,024,442.16	73,128,072.54
	6,110,891.61	5,469,700.21
	49,352.35	

--	--	--

5

	7,763,858,987.25	5,694,704,779.13
	17,466,891.40	11,855,318.94
	302,053,207.15	233,221,721.19
	8,083,379,085.80	5,939,781,819.26
	5,166,537,771.96	3,664,453,291.76
	778,700,290.03	557,684,286.83
	652,694,193.73	517,388,148.78
	895,031,780.67	778,939,161.51
	7,492,964,036.39	5,518,464,888.88

	939,648,599.03	-307,552,912.42
	495,186,251.11	802,739,163.53
	1,434,834,850.14	495,186,251.11

6

	3,775,589,285.25	3,838,459,510.67
	1,144,394,742.60	202,125,010.26
	4,919,984,027.85	4,040,584,520.93
	3,524,788,296.55	2,368,113,206.74
	287,598,897.81	271,040,730.82
	133,441,320.55	196,118,030.83
	322,269,425.44	1,032,066,356.74
	4,268,097,940.35	3,867,338,325.13
	651,886,087.50	173,246,195.80
	8,532,674.58	2,421,153.33
	11,454,619.45	8,319,815.28
	19,987,294.03	10,740,968.61
	26,846,645.31	25,759,887.65
	659,305,000.00	331,500,000.00
	6,859,566.11	6,022,494.80

	693,011,211.42	363,282,382.45
	-673,023,917.39	-352,541,413.84
	711,050,578.00	
	1,436,637,196.83	622,286,493.25
		4,000,000.00
	2,147,687,774.83	626,286,493.25
	1,167,380,024.39	549,599,676.98
	120,034,531.73	106,639,866.86
	163,568,161.79	9,404,495.16
	1,450,982,717.91	665,644,039.00
	696,705,056.92	-39,357,545.75
	600,940.06	4,060,685.52
	676,168,167.09	-214,592,078.27
	323,415,718.77	538,007,797.04
	999,583,885.86	323,415,718.77

7

16iF*2UCgT.%

4

	,833.0				229.18	99.70						,331.66	794.14
	0												
2													

|

|

83,265.3272

2013

18.20

2015 8 5

83,247.1272

2013

177.7833

83,069.3439

2016

		11	14	17	24
1					
	2016			2016 12 31	
2					
		1 1	12 31		
3					
	12				
4					
5					
1					

3

6

1

2

“ ”

1	1	5.00%
1	2	10.00%

4

26

JANUARI, NÄN



巨潮资讯

www.cninfo.com.cn

中国证监会指定信息披露网站

14

19

15

1

2

3

3

16

1

18

19

1

“ ” “ ”

22

1

C

A

D

B

1

2

1

2

25

1

1

2

2

1

2

26

1

2

3

27

1

2016 22	2016 5 1	
“	”	
“	”	
	2016 5 1	
“	”	

		2016	15,041,451.86
22	2016 5 1		-15,041,451.86
		“	
	”	“	”
2016 5 1		“	”

2

1

		17 11 3
		4
		1 5 7
		25
		3 5
		3 5

--	--

2

1

GR201531001015

2015 2017

15%

2015 12 10

GR201537000177

2015 2017

15%

2016 11 21

GR201613000502

2016 2018

15%

2012 12

2016

15%

[2011]58

2016

15%

2

[2015]16

“

Volatile Organic Compounds,VOC

420 /

”

1



31,645,598.94

3,875,806.69

176,320,430.96

2

1

	72,024,368.33	56,516,284.45
	296,121,043.43	312,437,021.15
	368,145,411.76	368,953,305.60

2

	58,649,077.57

538,998,700.00
₮

60

2

66,579,527.89

50.42%

5

1

2

13,760,194.72

0.00

3

	44,212.50

4

	72,226,260.19	76,415,412.61
	24,305,457.11	

		2,974,027.13	1-3	0.89%	445,813.21
	--	200,869,979.15	--	59.92%	13,710,165.92

6**1**

2



9**1**

1.	786,387,420.45	712,248,718.49	27,925,078.28	87,390,493.94	1,613,951,711.16
2.					

1					

	11,851,445.21		11,851,445.21		
	7,349,195.42		7,349,195.42		
	5,519,373.52		5,519,373.52		
	3,396,226.42		3,396,226.42		
	1,878,171.20		1,878,171.20		
	1,584,972.91		1,584,972.91		
	1,554,418.17		1,554,418.17	5,133,805.74	5,133,805.74
	1,536,738.73		1,536,738.73		
	1,528,714.71		1,528,714.71	3,875,630.38	3,875,630.38
	716,894.44		716,894.44		
	155,823.08		155,823.08	66,740.20	66,740.20
				76,426,986.93	76,426,986.93
				43,218,986.38	43,218,986.38
				11,007,302.63	11,007,302.63

2

--	--	--	--	--	--	--	--	--	--	--	--	--	--

2.4

156,640,	46,959,9	4,686,76
000.00	79.20	8.92

	184,300, 000.00	76,426,9 86.93	85,053,2 24.88	161,480, 211.81			87.62%	100.00%				
	293,520, 000.00	43,218,9 86.38	39,039,0 38.47	82,258,0 24.85			91.26%	100.00%				
	140,600, 000.00	14,882,9 33.01	18,396,6 07.15	33,279,5 40.16			80.03%	100.00%				
	1,726,79 5,600.00	152,368, 265.96	405,480, 870.46	298,530, 264.24	259,318, 872.18		--	--				

4.							
1.	551,505,024.27	207,103.70		1,142,664.44	18,670,546.93		571,525,339.34
2.	411,515,272.47	5,155.75		1,238,124.44	5,796,342.82		418,554,895.48

0.00%

2

	40,651,706.47	

1. 2016 12 31

2. 2016 12 31

48

12**1**

	13,469,206.10				13,469,206.10
	2,622,808.63				2,622,808.63
	6,815,807.91				6,815,807.91
	22,907,822.64				22,907,822.64

		125,359,117.76		68,899,991.10
--	--	----------------	--	---------------

4

		23,095,278.61	10,340,498.07
		86,249,042.91	33,460,609.08
		109,344,321.52	43,801,107.15

5

2016			448.05
2017	2,226,122.99		2,226,122.99
2018	2,288,037.30		2,460,299.45

	605,252,393.00	241,835,000.00
	40,000,000.00	
	297,647,777.57	239,173,519.16
	119,940,674.27	141,807,645.07
	1,062,840,844.84	622,816,164.23

A

145,752,393.00

2016 12 31 30,000

B

10,000

62,600 2016 12 31

C

10,000

2 2016 12 31

D

2016 12 31 " 5,500 5,500" Ä 22Tm<j/P <</MCID 78 >>BDC m<9.04 -26.4 Td(E)T

E

5,000 2016 12 31 297,647,777.57 239,173,519.16

ank

I		6,000	2016	12	31	
	2,000					
J			2016	12	31	2,000
	3,000					
K						2016
						3,300
12	31	400				
L			2016	12	31	
	50	3,000				

2 Tf8.7640 Td[<01C3>16<1D5C079C0A280-4<0636>085B5150D5C079C0A280-TJ/TT0 12 Tf1 9.030 Td(50TjC2Q 12 T

C

557,186.17

4,000

2016 12

		547,668,080.01	368,196,388.72
--	--	----------------	----------------

2 **1**

--	--	--	--

1 19,606,379.30

20

1

--	--	--	--

2

1	24,461,574.89	626,651,796.58	622,105,886.01	29,007,485.46
2		23,332,878.08	23,332,878.08	

	5,276,131.08	4,026,825.63
	4,627,334.42	3,741,090.00
	834,336.50	973,486.91
	390,638.85	286,999.21
		22,633,615.64
	498,345.50	202,059.60
	218,488,045.38	137,434,222.00

23

	966,694.15	674,072.02
	402,048.00	6,151,099.80
	1,368,742.15	6,825,171.82

8 2016 9 2016 10
1,284,000.00

9 2016 11
500,000.00

28

		+ —					

1	2016				
		1,197		63,126,000	
	53,149,909	1.00	9,976,091		
				8.24	520,158,240.00
		9,976,091		142,996,164.00	
	520,158,240.00			142,996,164.00	
53,149,909.00		324,012,167.00		-	
2					
			5%		
			840,934.11		-
3					1,156,500
	-	3,157,117.50			
4					
	90,833,010.05				
	4,727,311.82				

30

	53,445,290.00	520,158,240.00	28,372,020.00	545,231,510.00
	53,445,290.00	520,158,240.00	28,372,020.00	545,231,510.00

1 1,197

	6,898,251,865.46	3,921,483,414.46	5,276,646,665.47	3,116,731,679.68
	101,980,913.91	94,286,427.89	27,343,776.29	25,239,036.46
	7,000,232,779.37	4,015,769,842.35	5,303,990,441.76	3,141,970,716.14

35

	27,856,884.79	19,898,657.58
	23,384,490.13	16,882,251.27
	3,832,156.02	
	7,255,009.39	
	3,943,729.41	
	14,439,233.35	53,590,745.06
	368,873.68	347,949.59
	75,012.57	
	74,643.23	
	24,931.55	
	10,557.04	
		75,885.86
	81,265,521.16	90,795,489.36

36

	332,731,800.65	223,345,227.33
	242,624,587.14	182,809,372.89
	82,365,807.27	96,432,627.43
	47,273,261.88	35,181,186.08
	43,138,880.84	40,628,953.77
	36,572,684.00	26,780,256.12
	23,031,574.78	19,333,245.17
	6,956,922.03	5,800,026.56

	4,130,519.40	3,736,046.87
	21,497,921.76	18,970,134.31
	840,323,959.75	653,017,076.53

37

	298,580,439.63	227,831,182.09
	224,471,264.53	



42

	1,823,780.63	997,462.89	1,823,780.63
	1,823,780.63	997,462.89	1,823,780.63
	62,914,553.44	114,248,377.70	62,914,553.44
	180,330.69	141,743.56	180,330.69

						1,964,213.00		
						1,790,000.00		
						1,594,000.00		
						1,502,827.50		
						1,274,000.00		
						1,000,000.00		
						860,000.00		
						853,800.00		
						810,850.00	478,250.00	

2016						800,000.00	750,000.00	
						800,000.00		
2015						700,000.00		

>0

						124,878.26		
						100,000.00		

2016						57,000.00		
------	--	--	--	--	--	-----------	--	--

--	--	--	--	--	--	--	--	--

--	--	--	--	--	--	--	--	--	--

						8,000.00		
						7,586.30		

2014						0.00	8,000.00	
						0.00	7,000.00	
						0.00	5,000.00	
						0.00	2,000.00	

44

1

	191,715,055.45	109,366,111.71
	-61,186,438.48	-945,982.67
	130,528,616.97	108,420,129.04

2

46

1

	249,744,330.12	91,507,301.40
	38,916,128.77	99,966,050.00
	11,464,655.14	40,575,747.53
	1,854,584.47	1,033,622.82
	1.08	134.18
	73,507.57	138,865.26
	302,053,207.15	233,221,721.19

2

	825,416,442.01	680,293,057.25
	40,349,869.14	75,651,835.17
	28,505,023.51	22,391,419.09
	695,704.90	345,214.00
	64,741.11	

	4,578,187.00	3,726,368.80
	1,149,949.11	172,476.00
	1,131,430.00	2,123,650.00
	6,859,566.11	6,022,494.80

5

	3,583,853.65	19,150,585.37
		4,000,000.00
	3,583,853.65	23,150,585.37

6

	142,996,164.00	
	27,707,373.11	3,884,314.00
	6,127,825.92	
	4,869,099.54	1,825,065.34
	4,280,768.00	7,063,535.66
		91,500,000.00
	185,981,230.57	104,272,915.00

47

1

1	--	--
	1,026,322,705.43	728,814,633.89
	118,492,645.51	68,542,940.79
	133,030,018.86	88,683,732.63
	10,820,509.88	7,823,937.76

	4,786,410.65	2,639,110.72
“ ”	3,853,353.51	5,666,905.57
“ ”		27,600.00
“ ”	46,363,984.98	26,684,591.36
“ ”	-23,151,884.31	-636,494.00

	2,333,030.66	
	538,998,700.00	
	1,760,006.46	
	778,061,245.65	--

49

1

	--	--	29,109,990.03
	1,317,346.43	6.937	9,138,432.18
	3,712.75	7.3068	27,128.32
	93,016.61	0.89451	83,204.29
	3,863,600.60	5.1406	19,861,225.24

5,000

2016 5

3,500

2016

6

59.9993
Yuhong America

Yuhong America

2016

6

1,000

2016

12

2016 12 31

1

1



				100.00%		
				100.00%		
				100.00%		

2016 12 31

4.19	-	1,062.91	337.94
14,575.24	7.26	2.71	91.44
-	-	1,986.12	
-	-	8.32	1,257.60
14,579.43	7.26	3,060.07	1,686.98

2

4

15.93% 2015

19.48%
59.92% 2015 24.98%

3

308,836.30 2015 12 31 2016 12 31 193,954.55

1

2016 12 31

2

1



30.55%

4

1

/

--	--	--	--	--	--

/

		8,147,665.80	0.00

2

--	--	--	--	--

	100,000,000.00	2016 09 23	2017 09 19	
	530,000,000.00	2016 07 05	2017 07 04	
	626,000,000.00	2016 04 26	2018 04 25	
	100,000,000.00	2016 12 01	2017 11 30	

KELTIC INVESTMENT	Yuhong Canada Developments.	82,500,000.00	

4

	15,590,400.00	8,396,700.00

5**1**

	50%
	20
	20
	/ 20
	50%
	50%
	205,257,703.45
	90,833,010.05

3

4

5

1

1

1 2014 8 7

56,269,553.00

1,251,228,980.07

1,273,379,984.39

A

3 2017 3 1
2,479,7115

Yuhong Canada Developments

4

	4,761,915,473.39	2,238,317,305.98	7,000,232,779.37
	1,161,168,948.96		

C

@

T

(

	1,436,222,675.70	100.00%	66,644,385.55	4.64%	1,369,578,290.15	922,525,005.79	100.00%	48,199,610.64	5.22%	874,325,395.15

1			
1	773,338,790.63	38,666,939.53	5.00%
1 2	77,916,066.02	7,791,606.60	10.00%
2 3	26,662,115.78	7,998,634.73	30.00%
3 4	7,950,229.85	3,975,114.92	50.00%
4 5	1,667,825.92	1,334,260.74	80.00%
5	6,537,380.28	6,537,380.28	100.00%
	894,072,408.48	66,303,936.80	7.42%

2

20,230,039.49

0.00

3

	1,785,264.58

4

38.89%

558,535,412.18

17,773,037.38

5

1,739,115 .73	0.27%	1,377,073,8 17.84
,130,330 .80	100.00%	

2

2,428,161.82

0.00

3

	0.00

4

	1,367,071,831.29	

--	--	--	--	--

4	11,500	2016 12 31		44,189.65
5		2016 12 31		5,000
6				5,000
7	4,500			
8		3,500		
9		59.9993	Yuhong America	
10		1,000		2016 12 31
11		100%	3,500	2016 12
31				
12				

4

	3,217,360,559.67	2,648,206,584.37	2,956,803,174.37	2,193,325,003.22

1



2

3

2016